


Echizen Lacquerware

A beautiful land of lacquerware with a 1,500-year history.



Various kinds of lacquerware



Tableware for Restaurants (Commercial Use)



Buildings that incorporate lacquer



Sensō-ji Temple (Tokyo)



Itsukushima Shrine (Hiroshima)



Nikkō Tōshō-gū Shrine (Tochigi)



Kehi Jingu Shrine – Great Torii (Fukui)



Kinkaku-ji Temple (Kyoto)



Ginkaku-ji Temple (Kyoto)

History of Japanese Lacquerware



**About 6,000 Years Ago
Vermilion Lacquer Comb
Wakasa Town, Fukui
Prefecture**
*(Source: Wakasa
Historical Museum
Website)*

History of Japanese Lacquerware



**About 9,000 Years Ago
Lacquer Funerary Items
Hakodate City, Hokkaido**
*(Source: Hokkaido Official
Website)*

The World's Oldest Lacquerware

History of Japanese Lacquerware



The Origins of Echizen Lacquerware



About 1,500 Years Ago

Prince Oho-Ōto
(later the 26th
Emperor Keitai)



About Urushi (Japanese Lacquer)

- Urushi (lacquer) is the sap collected from the urushi tree.
- It takes about 10 to 15 years for the sap to be harvested.
- The amount obtained from a single tree is approximately 200 ml, equivalent to one school milk bottle.




Characteristics of Urushi (Lacquer)



- Can cause skin irritation and intense itching.
- Dries faster in humid or rainy conditions.

Characteristics of Urushi (Lacquer)



- Does not cause skin irritation; safe to touch.
- Becomes very durable.
- Resistant to water.
- Strong against acids and alkalis.
- Has antibacterial and antiviral effects
(e.g., O157, Staphylococcus, E. coli reduced to zero after 24 hours;
SARS-CoV-2 inactivated by 99.8% after 24 hours).
- Affected by ultraviolet (UV) light.

Brushes for Urushi Lacquering




Women's hair is used to make the bristles of the brushes.

Creatures That Use Urushi (Lacquer)

There are creatures other than humans that also use urushi (lacquer).

-The nests of paper wasps are held together using urushi (lacquer).



Process of Making Lacquerware (Wood and Urushi)

- The production of lacquerware is carried out through a division of labor.

Round-shaped Items



Wood Base Production



Undercoating Work



Topcoating (Finishing)


Square-shaped Items



Decoration (Maki-e / Chinkin)

- Decorative Techniques That Make Lacquerware Look More Luxurious

Maki-e



After applying lacquer to the brush and painting a design, gold powder is sprinkled onto the lacquer before it fully hardens.

Chinkin



The lacquer coating is engraved using a tool called a chinkin knife. After applying lacquer and sprinkling gold powder, the excess is wiped off. The gold powder remains in the engraved areas.

Modern Lacquerware Products



 越前漆器協同組合

Used as Medal Trays for the Tokyo 2020 Olympics



Treated with a non-slip finish to prevent the medals from sliding.

Lacquered Tennis Racket

At the Japan Open Tennis Tournament held from September 25 to September 30, 2025, the champion, Carlos Alcaraz, was presented with a lacquered racket and a winner's plaque.



The same Babolat racket used by Carlos Alcaraz was coated with lacquer and decorated with maki-e.

Expo 2025 Osaka, Kansai



1,650,000 yen

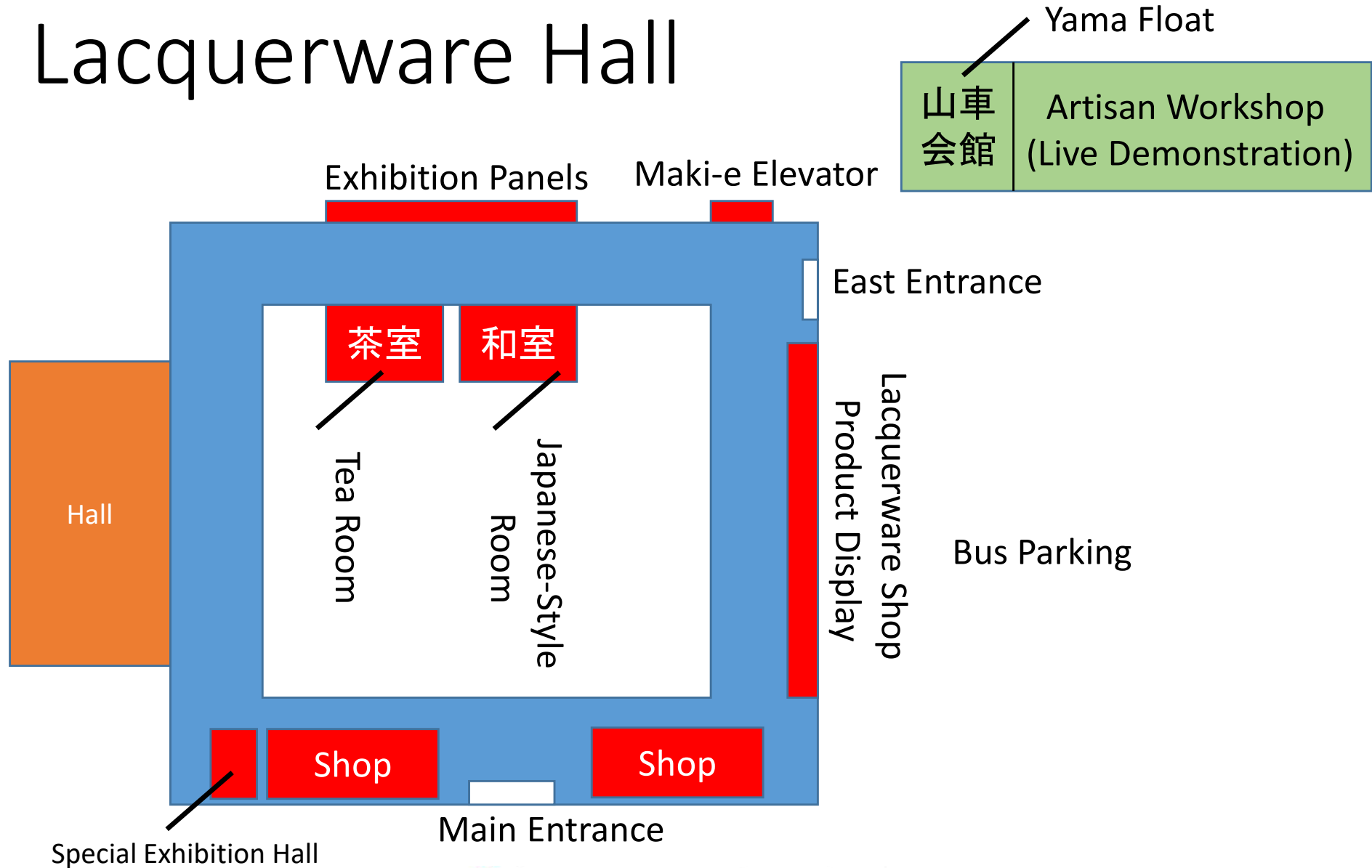


Tableware for School Lunches




- Resistant to boiling water
- Durable

Introduction to the Echizen Lacquerware Hall



Highlights of the Echizen Lacquerware Hall



Thank you for your attention!

- Please do not touch the products.
- Please keep quiet inside the building.